



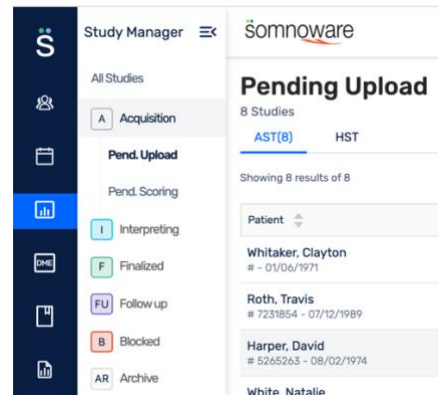
Why USER Release?

- Move platform off of Flash technology to prepare for removal of support by browsers on 1/1/2021
- Improve the platform by making it more **User** and task **centric**, more **Secure** and drive more **Efficiency** for you as our clients

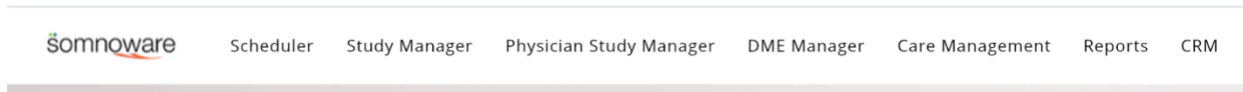
Consistent Patterns

In addition to starting with user tasks to bring work to one place, we made every effort to use consistent patterns to make the platform easy to learn and use. Some key patterns are:

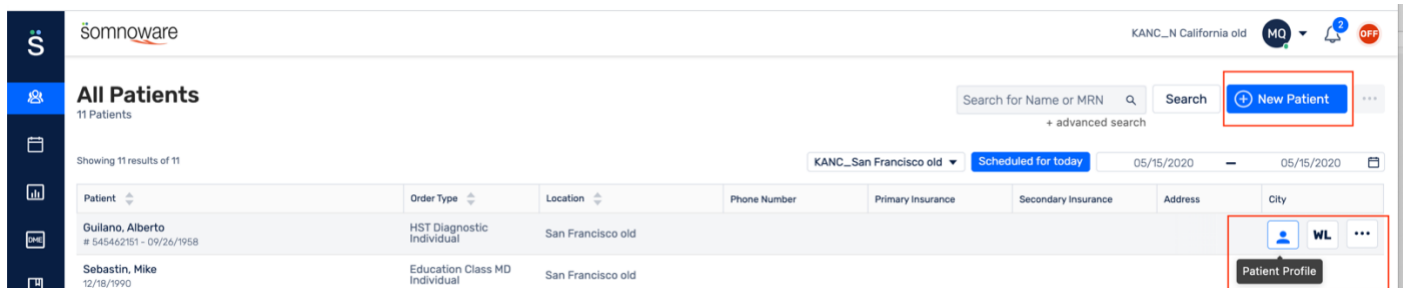
(1) Navigation On Left vs.Top – We moved main navigation to the left and added a sub-navigation just to its right that can be opened and closed to provide more space and quicker access to the tasks that you are trying to complete/ filters you want to use. If you hover over the main navigation icons, you will see what module they are associated with. On the right you see Study Manager highlighted in blue.



Old Navigation

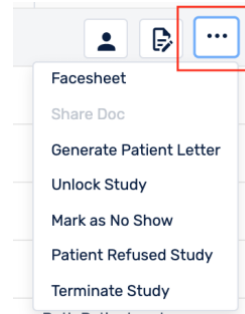


(2) Primary Tasks/Actions highlighted in blue – We wanted to make it easier to get to your primary tasks so we highlighted them in blue and made them accessible with one click. In the below screenshot of the Patient page, the primary action for the page is create “New Patient” and the primary actions for the first patient are go to “Patient Profile” and “Add to Waitlist.”



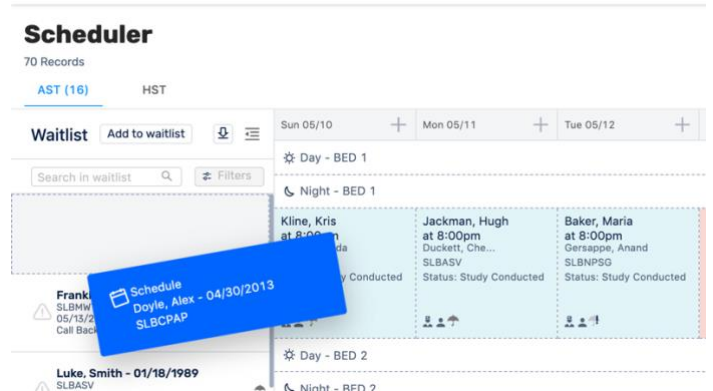
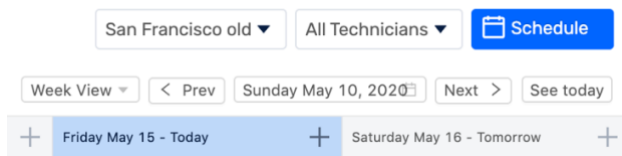


(3) **Secondary Actions are accessible from three dots** – they are still quick to get to but require a click on the three dots to pull down the drop down and then you can select the action. The example on the right is from Study Manager. See three dots in red box and the associated drop down.



(4) **Created wizards** – these can help walk through common tasks end to end. The example on the right is the create “New Patient” wizard.

(5) **Multiple ways to do actions** – for example in Scheduler you can click primary button “Schedule”, click a “+” on the day you want to schedule or “Drag and Drop.”



Reminder. To access the USER platform, please go to App3.Somnoware.com. You can use your normal login credentials.

If you have any feedback or need some help please email use at Betahelp@somnoware.com

Thanks for your time. **The Somnoware Team**